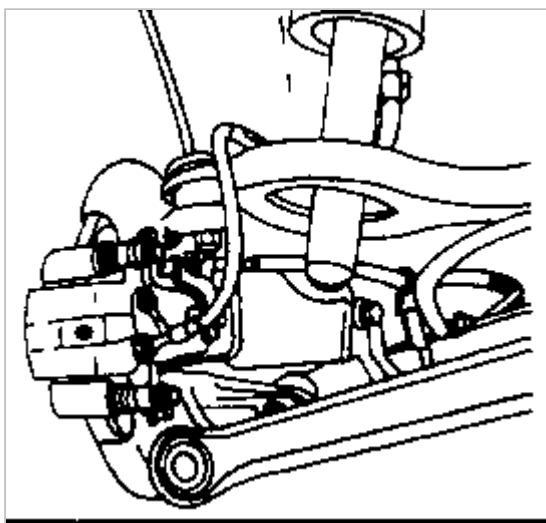


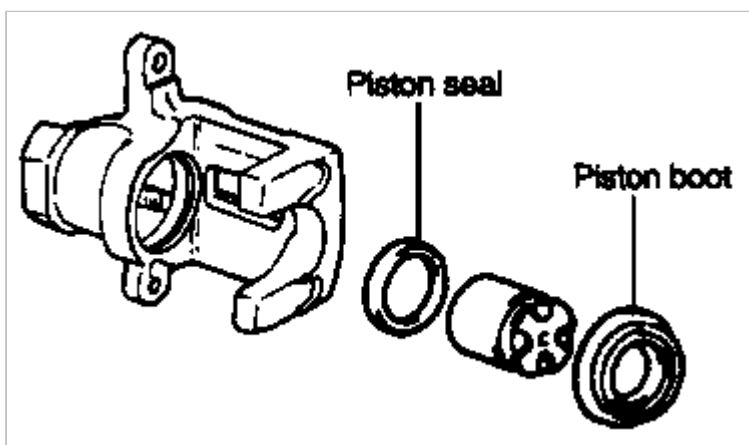
## REASSEMBLY

1. Check for worn, damaged, or rusted piston bore and piston. Replace the damaged parts if necessary.
2. Check for damaged piston seal, boot, and pin insulators.

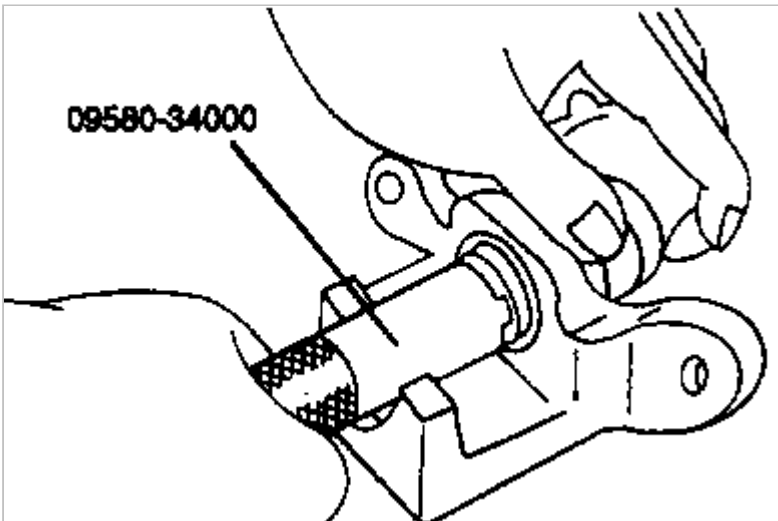


3. Apply a recommended lubricant to the following parts.

Parts	Recommended lubricant	Quantity
Piston seal	Brake fluid (Dot 3)	As required
Cylinder inner side	Brake fluid (Dot 3)	As required
Piston boot	Brake fluid (Dot 3)	As required
Piston outer surface	Brake fluid (Dot 3)	As required
Guide-rod insulators	Rubber grease	As required



4. Push the piston into the caliper with special tool (09580-34000).



5. Align the piston mating mark upward as shown in illustration.

